

6mm Straw Design Template

To be used for:

6x140mm

6x200mm

Example Guide



1

Get your logo

Your Logo

vector eps files for logos are preferred but not essential

2

Insert logo here Centrally. (Resizing your logo to fit)

3

Step and repeat to build your straw design

What Colour?
Stock colour information can be found on Page 2!


Larger Logo Designs

Allow for repeat at each end


Smaller Logo Designs

Allow for repeat at each end


- Straw Area
- Print Area
- Slit length - 15mm




DFC12582 PSI BLK




DFC12624
PMS 3125 U




DFC16802
PMS 3515 U




DFC7546U
PMS 7546 U




DFC12447
PMS 2350 U




DFC16970
PMS 3005 U




DFC12513
PMS 7741 U




DFC16802
PMS 2357 U




158U
PMS 158 U



DFC16967
PMS 7562 U




DFC12624
PMS 2172 U




DFC16968
PMS 233 U



DFC16653
PMS 2398 U



DFC16969
PMS 032 U



DFC12583
PMS 2007 U

**Current In Stock
Straw Colour Guide**


Intrinsic
Paper Straws

*More colours are
available on request
but may incur extra costs*